



AIR LIFT CHAIR

Aspire for... Comfort, stability, support



AIR LIFT CHAIR SPACER SAVER

The Aspire Air Lift Chair's unique design promotes skin immersion and envelopment. Pressure on the skin's surface is re-distributed, reducing the risk of pressure injury associated with prolonged sitting. Ideal for clinical and aged care environments, Genuine Dartex® Fabric Surface and modular pressure relief system maximise comfort while integrated postural contours support optimal positioning. The Space Saver model allows for the chair to be placed close to a wall, ideal for smaller rooms. The rise function and leverage grips promote increased user independence in sit-to-stand transfers whilst the recline function allows a relaxed position in times of user fatigue.



SPACE SAVING RECLINE
for close wall positioning




FEATURES




REMOVABLE BACKREST
Removable backrest and seat cushion for easy cleaning and maintenance.



LEVERAGE GRIPS
Together with the rise functionality, promote user independence in sit-to-stand transfers.



PADDED ARMREST OVERLAYS
Provides additional accessibility around chairs and furniture in the home.



MOBILITY READY
A set of 4 swivel castors facilitate easy movement for cleaning and transportation. Provided separately, as not attached (NB. Castors increase seat height)



ACCESSIBLE STORAGE
Large side pocket for convenient storage. The chair's handset is conveniently fitted in the pocket, allowing users to reel in a dropped handset, discouraging leaning and possible falls.



BACKREST CHARACTERISTICS
Multilayer foam and fibre pillow sections provide a soft, breathable and supportive surface ideal for extended periods of sitting.

PATIENT SURFACE - ADJUSTABLE PRESSURE
Contoured air bladder in the seating surface can be easily inflated and adjusted with integrated hand pump - stowed and concealed within chair when not in use.

DEPTH ADJUSTABLE SEAT
A 50mm adjustment offering for customised user comfort and positioning.

SWL 140kg **2 YEARS LIMITED WARRANTY**

- DVA Contracted
- Shell Chair is registered in the ARTG, AUST R ARTG 282986
- Tested to International Standards

Description	Seat Height	Seat Depth	Seat Width	Seat to Top	Overall Width	Overall Depth	Distance from Wall	User Height	SWL
CHP198865 Petite	480mm 18.9"	460mm 18.1"	450mm 17.7"	610mm 24"	680mm 26.8"	950mm 37.4"	160mm 6.3"	5'0" to 5'6"	140kg 22st
CHP198870 Large	480mm 18.9"	510mm 20"	510mm 20"	610mm 24"	680mm 26.8"	980mm 38.6"	160mm 6.3"	5'0" to 5'6"	140kg 22st

AIR LIFT CHAIR DUAL ACTION

The Aspire Air Lift Chair's unique design promotes skin immersion and envelopment. Pressure on the skin's surface is re-distributed, reducing the risk of pressure injury associated with prolonged sitting.

Ideal for clinical and aged care environments, Genuine Dartex® Fabric Surface and modular pressure relief system maximise comfort while integrated postural contours support optimal positioning.

The Dual Action model allows for the chair to be operated in an infinite amount of positions, with the backrest and legrest operating independently which ensures maximum user comfort.

The rise function and leverage grips promote increased user independence in sit-to-stand transfers whilst the recline function allows a relaxed position in times of user fatigue.

INFINITE POSITIONS DUAL MOTOR



FULL RECLINE



UPRIGHT POSITION



LIFT TO STAND



LEG RECLINE



BACK RECLINE



INDEPENDENT
BACK REST

INDEPENDENT
LEG REST



BACK AND LEGS MOVE/
RECLINE INDEPENDENTLY

Dual control of leg and recline
for infinite positioning

FEATURES



BACK REST CHARACTERISTICS

Multilayer foam and fibre pillow sections provide a soft, breathable and supportive surface ideal for extended periods of sitting.



ACCESSIBLE STORAGE

Large side pocket for convenient storage. The chair's handset is conveniently fitted in the pocket, allowing users to reel in a dropped handset, discouraging leaning and possible falls.



LEVERAGE GRIPS

Together with the rise functionality, promote user independence in sit-to-stand transfers




PATIENT SURFACE - ADJUSTABLE PRESSURE

Contoured air bladder in seating surface is inflated and adjusted with integrated hand pump - stowed and concealed within chair when not in use



PADDED ARMREST OVERLAYS

Provide an extra soft and comfortable elbow & forearm resting surface



MOBILITY READY

A set of 4 swivel castors facilitate easy movement for cleaning and transportation. Provided separately, as not attached (NB. Castors increase seat height)

DEPTH ADJUSTABLE SEAT

A 50mm adjustment offering for customised user comfort and positioning

REMOVABLE BACKREST

Removable backrest and seat cushion for easy cleaning and maintenance



2 YEARS LIMITED WARRANTY

- DVA Contracted
- Shell Chair is registered in the ARTG, AUST R ARTG 282986
- Tested to International Standards

Description	Seat Height	Seat Depth	Seat Width	Seat to Top	Overall Width	Overall Depth	Distance from Wall	User Height	SWL
CHP198875 Petite	480mm 18.9"	460mm 18.1"	450mm 17.7"	610mm 24"	680mm 26.8"	950mm 37.4"	350mm 13.7"	5'7" to 6'2"	140kg 22st
CHP198880 Large	480mm 18.9"	510mm 20"	510mm 20"	610mm 24"	680mm 26.8"	980mm 38.6"	350mm 13.7"	5'7" to 6'2"	140kg 22st

CLINICAL CONSIDERATIONS

OPTIMAL POSITIONING AND POSTURE

- From its rise function to its thoughtfully positioned leverage grips, the design of the Air Lift Chair promotes user independence in sit-to-stand transfers
- For the user, this serves to preserve muscle strength and coordination
- For the carer, this means less manual handling effort is required

OEDEMA MANAGEMENT

- The generous leg raise angle assists with the management of lower limb oedema

ANTHROPOMETRIC CONSIDERATIONS

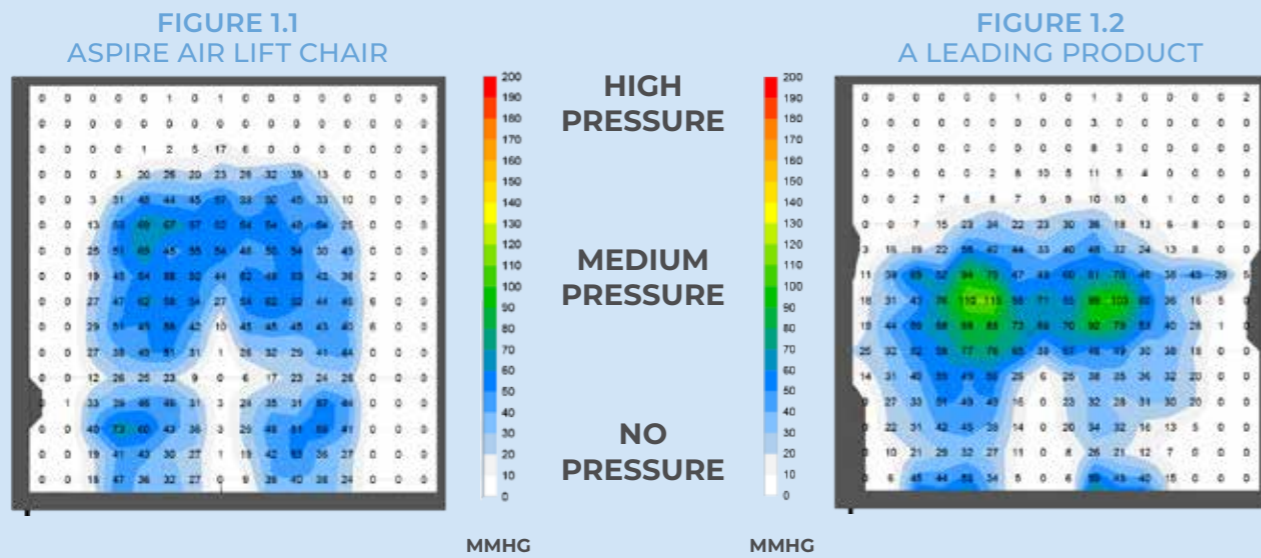
- Two sizes with inbuilt adjustability to ensure correct fit and postural support

PRACTICALLY DESIGNED

- Transportation castors included as standard make manoeuvring the chair hassle-free to facilitate cleaning in rooms
- The cover is easily removed to allow easy laundering and ensure compliance with infection control standards
- The backrest and seat cushion are also easily removed to allow convenient cleaning and maintenance

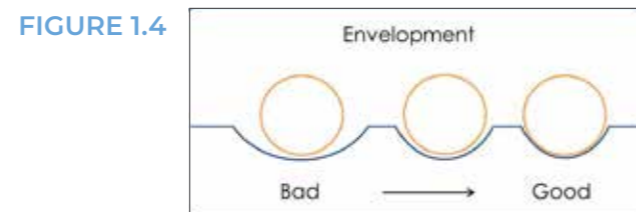
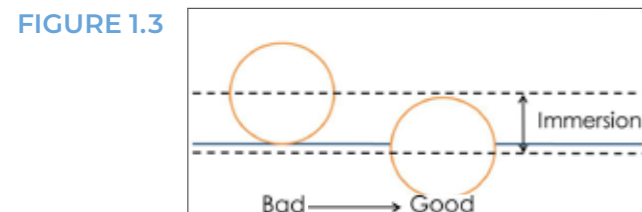
PRESSURE INJURY MANAGEMENT

- Pressure injury management and prevention is the cornerstone of the Aspire Air Lift Chair's design
- Figure 1.1 & 1.2 show the pressure mapping performance of the Aspire Air Lift Chair vs another leading product (50kg Female mapped)



IMMERSION & ENVELOPMENT

Aspire Air Lift Chairs have been designed with Dartex® PU Fabric to maximise skin Immersion (Figure 1.3) and Envelopment (Figure 1.4). This is fundamental for a support surface to effectively redistribute pressure, improving blood flow which promotes healing.

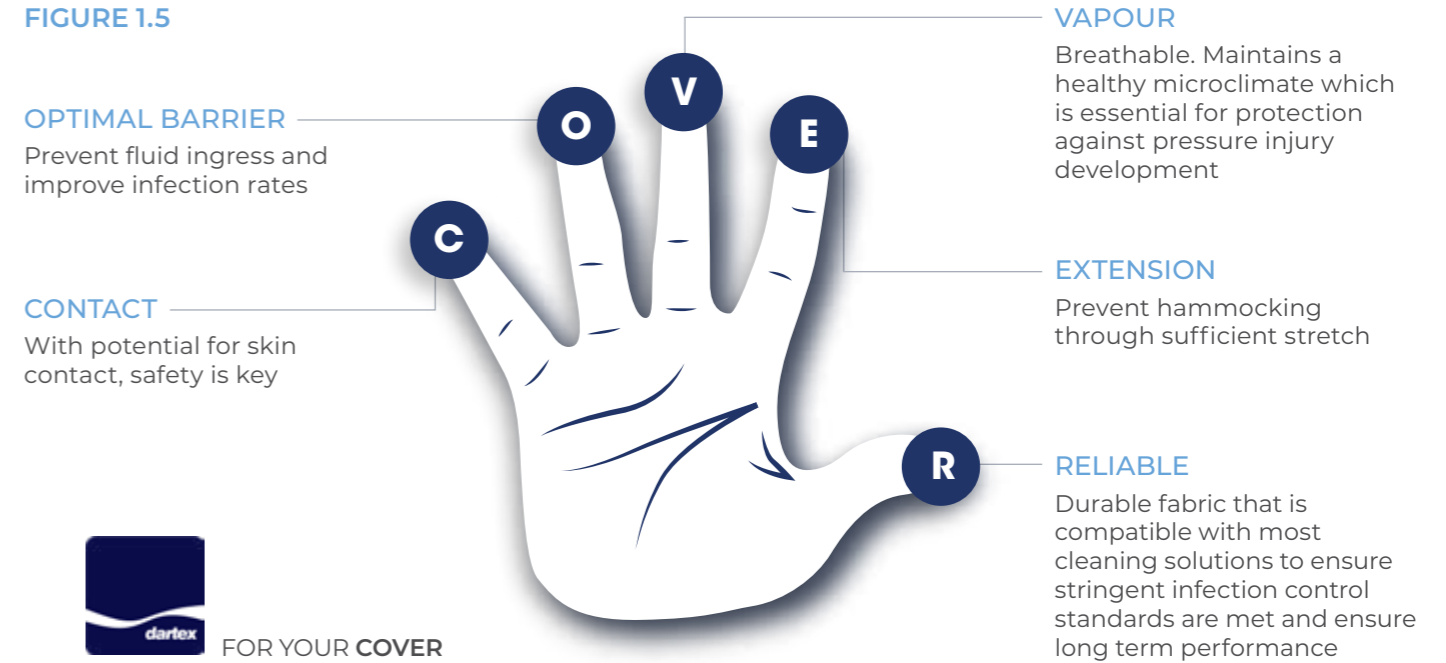


PATIENT SURFACE

GENUINE DARTEX® PU FABRIC

Well respected in the healthcare industry, Dartex® PU fabric is the perfect patient surface solution for treatment and management of pressure injuries through its 5 key characteristics (Figure 1.5).

FIGURE 1.5



PATIENT & CARER BENEFITS

- PRESSURE CARE**: Designed specifically for pressure care needs
- INFECTION CONTROL**: Removable anti-bacterial anti-microbial cover for infection control management
- BREATHABLE**: Waterproof yet breathable for improved skin microclimate

- * User Height Guide is a reference tool and may not apply to all users
- * Chair measurements may vary +/- 20mm due to upholstery tolerances
- * Seat heights shown are without castors on chair frames
- * Seat width is taken between the thickest sections of armrest padding
- * Seat depth is adjustable by 50mm, Petite Chairs are set at 460mm standard and Large Chairs are set at 510mm however can be adjusted as needed to suit user



FL250 FLOORLINE BED

Our FL250 Floorline Bed provides any comfort, support and safety needs.

Shown FL250 Floorline Bed with Tahoe Sublime Teak Bed Ends BEB046100



STAR PATIENT MOVER

Offers a safe and comfortable solution for patients and carers doing sit to stand transfers.

Shown Star Mover LSS390580



ACTIVE AIR MATTRESS RANGE

Our Active Air Mattress range utilises new technology and premium quality materials to maximise comfort and therapeutic outcomes.

Shown Active Air 8 Mattress PTM639300



SEAT WALKERS

Our range includes various options to suit different conditions, abilities and personal requirements.

Shown Aspire Vogue Carbon Fibre Seat Walker WAF705350